

# UNIT 1

## Personal Introduction

---

### Introduction



As human beings, we need to get acquainted with others. The first time you go to your new school, usually you do not know anybody. How do you feel? You must feel strange, thus you need to know each other. By introducing yourself to others you will feel more comfortable. You actually create relationships with others. In your main module, you have learnt about how to introduce yourself and others by stating your hobbies and interests. In this supplementary module, you will learn more about personal introduction with different details that you might need when you introduce yourself to a new friend.

Dear Students of Primary School Teachers Education Study Program.  
Welcome to unit 1 of English Supplementary Module. By the end of this lesson, you are expected to be able to:

1. introduce yourself using daily expressions.
2. complete a student ID with personal details.
3. describe someone's physical appearance .
4. use appropriate *be* in written and spoken sentences.
5. use appropriate forms of verbs for singular and plural subject.

This unit is subdivided into two parts. Each sub-unit will focus on certain language use. Sub-unit 1 will focus on the use of the expressions of giving self-introduction. You are expected to be able to express yourself by giving an introduction and personal information about yourself.

Sub-unit 2 will focus on the expressions of introducing others and physical appearance in which you will find activities where you will be able to provide information about others and complete a student ID registration form.

## Sub-Unit 1



**Hi, my name is ....**

### Introduction

In this lesson you will learn about some daily expressions to introduce yourself by stating personal details that you have not learnt in your main module. You must understand that every region and country has different culture, so the way you introduce yourself and explain your personal details will also be different. For example, in your country, it is common to shake hands when you introduce yourself

to others. Telling about your marital status and family is also a common thing, but it might be different from other countries. Above all, you must show your respect and admiration when you meet someone.

What do you usually say and do when you meet someone for the first time? You will usually smile and greet that person by saying “Hello” or “Hi”, or “Good morning/afternoon” or “It’s nice to meet you” then you mention your name.

### **Learning Outcomes:**

**At the end of this sub unit, you are able to:**

1. use appropriate expressions to introduce yourself appropriately.
2. introduce yourself to someone by talking about personal details.
3. complete an ID card with your personal details.
4. write a paragraph about yourself.
5. use appropriate form of *be* in spoken and written sentences.

### **INTRODUCING YOURSELF**

On your first day at school, you want to make friends with some new students. What will you do and say? You might approach someone, smile at her/him and greet him/her by saying “Hello” and then you mention your name.



**Situation:** Today is Rossa’s first school day. She is very excited to see her new friends.



**What should Rossa do and say when she meets new friends?**

**Look at the conversation below:**

Afghan : Hi, I am Afghan. I am a new student here. And you?  
Rossa : Hello, Afghan. I'm Rossa. I am a freshman too.  
Afghan : Nice to meet you, Rossa.  
Rossa : Pleased to meet you too, Afghan. By the way how do you spell your name Afghan?  
Afghan : Oh it's A-F-G-H-A-N  
Rossa : So your name is spelled like Afghan, the singer who is popular with "Bukan Cinta Biasa" song?  
Afghan : Yes, you are right. Rossa, your accent is Javanese. Are you from Central Java?  
Rossa : Right, I'm originally from Solo. What about you?  
Afghan : Well, I was born in Makassar, but when I was five, my parents moved to Jakarta so I grow up in Jakarta. Sorry Rossa, I have to go now.  
Rossa : OK, See you tomorrow.  
Rossa : Ok, good bye.

*Now, you have learnt how to introduce yourself and your hobby in your main module, try to introduce yourself by stating your origin or hometown, your address etc.*

**PERSONAL DETAILS**

Dear Students,

Have you understood about how to introduce yourself by stating your preference and your hobby like what you have learnt in your main module? Good, you are great students. Now, let's continue to learn about how to introduce yourself by stating your

personal details. Knowing your personal details helps people know more about you.

**Please have a look at the following example.**

IDENTITY CARD	
Name	: Rossalinda Munaf
Date and Place of Birth	: Malang, 17 August 1985
Address	: Jl. Letjen S. Parman No. 78 Jakarta
Cell Phone Number	: 081334210929
Marital Status	: Single
Religion	: Islam
Occupation	: Student

**Do you have an ID Card like the above? Does yours have the same details?**

Now, you will learn about possible details in making an introduction. Look at the conversation in the box below.

Rossalinda : Hi! I am Rossalinda and my nick name is Rossa. What about you? What's your name?

Raffi : Hi Rossa, it's nice to meet you. My name is Raffi Ahmad and you can call me Raffi.

Rossalinda : It's nice to meet you too Raffi. By the way, are you studying in this university?

Raffi : Yes, I am a freshman. And you?

Rossalinda : Me too, I just moved from Malang. This is my first week in Jakarta. I live in Jl. Letjen S. Parman No. 78.

Raffi : Oh great then, I think we live at the same street. My house is number 90.

Rossalinda : Really? That is very close to my house. Please drop by to my house sometime.

Raffi : I'd love to. May I know your cell phone number?

Rossalinda : Sure, it's 081 334 210 929

Raffi : Thank you, I'll call you before coming to your house.

Rossalinda : I appreciate that. Oh yeah..., Do you like reading novels?

Raffi : Yes, I'm crazy about detective and mystery novels.



Rossalinda : Great. Then we have the same hobby. Please come to my house and I'll show you my novel collection. My brother also has many newest detective novels. I will lend you some of my novels.

Raffi : Sounds interesting. Ok Rossa, I'll come to your house sometimes.

Rossalinda : Raffi, sorry I have to go now. Nice to meet you.

Raffi : The pleasure is mine. Have a nice day.

Rossalinda : Thank you, and you too.

**Practice1**

**List the personal details from the conversation in the above box.**

**Practice 2**

**After listing the personal details from the conversation above, now find a partner and practice the dialogue in the above box. You may change the personal details with your own personal details.**

**Read the self introduction paragraph below. This paragraph can be used when you want to become acquainted with other students in your class. Each student can write as the paragraph below and then, if they feel comfortable disclosing, may be asked to share answers with the rest of the class.**



Hello, my name is Ridho. I am 29 years old. My hometown is Jakarta and I really enjoy living there. I always dreamed that someday I would be a famous singer, and that dream has come true. I am very happy and proud of it! There are many things I am good at and one of them is singing dangdut songs.

**Practice 3**

**Complete the paragraph below to introduce yourself with your personal details.**



Hello, my name is \_\_\_\_\_. I am (your age)\_\_\_\_\_. I am the student of (your school and your department)\_\_\_\_\_.

(your hometown) \_\_\_\_\_ and now I (your recent address) \_\_\_\_\_. I like (your hobbies) \_\_\_\_\_ and I really \_\_\_\_\_ because \_\_\_\_\_. I always dreamed that someday I would \_\_\_\_\_, and that dream has \_\_\_\_\_ true. In the future, I (your ideal) \_\_\_\_\_.

### Useful Expressions

Apart from mentioning your name, you can also include some personal details about yourself. **To introduce yourself, you can say:**

- Hi, I'm Maharani. You can call me Rani. I am a new student at this school
- Hello, I am Raffi Ahmad. My nick name is Peppy. I just moved from Pontianak.
- Hi, I'm Rossa. I'm originally from Malang, East Java.

In introduction, you can use these expressions below:

- Let me introduce myself
- Pleased to meet you.
- Nice to meet you.
- It's great to meet you.

### Expressions used in personal details

1. My name is.../ I am.....
2. My nick name is.../My friends usually call me...
3. I am 13 years old./ I was born 13 years ago.
4. I live on Jl. Jambu No. 2 Malang./ My house is on Jl. Jambu No. 2 Malang.
5. My phone number is 081 333 990 056/ You can reach me by dialing 081 333 990 056.
6. I am single/ I am married.
7. I am a university student, majoring Primary Education./ I am a teacher.



### Words Study

- freshman (n) : a student in the first year of high school or college
- accent (n) : a way of pronouncing words that indicates the place of origin or social background of the speaker



- spell (n) : to name or write in correct order the constituent letters of a word, part of a word, or group of words
- (be) born (v) : brought into life
- occupation (n) : the job by which somebody earns a living
- nick name (n) : a short or common word, term, or phrase by which somebody is known
- appreciate (v) : to feel grateful for something
- lend (v) : to allow somebody to take or use something on the understanding that it will be returned later

### Language Focus

To introduce yourself, you need to use an appropriate *be* such as *is*, *am*, *are*.

- am* with the personal pronoun I
- is* with the personal pronouns *he*, *she* or *it* (or with the singular form of nouns)
- are* with the personal pronouns *we*, *you* or *they* (or with the plural form of nouns)

Affirmative

Hi, my name	is	Rossa
My phone number	is	08344109595
She	Is	a new student
Hello, I	am	Afghan
They	are	my classmates
You	are	freshman

Negative

My name	is not	Rossa
My phone number	is not	08344109595
She	is not	a new student
I	am not	Afghan
They	are not	my classmates
You	are not	freshman

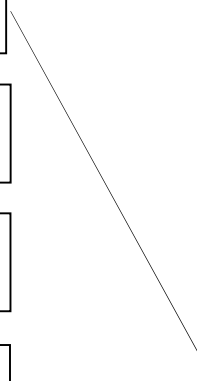
Interrogative

Is	his phone number	08344109595?
Is	he	a new student?
Is	she	your classmate?
Am	I	eleven years old?
Are	you	Javanese?
Are	they	from China?

**EXERCISE 1 SUB-UNIT 1**

**Instruction:** Match the expressions on the left with their responses on the right. The first expression has been done for you.

Hi, I am Afghan Syahreza and my friends usually.....	come to my house.
How do you do? How.....	I originally come from Magetan.
It's nice to meet you. Nice.....	do you do?
Where are you from?...	are you?
I live next to your house. Please.....	call me Afgan.
	I live in Jakarta.
	to meet you too.



## EXERCISE 2 SUB-UNIT 1

**Instruction:** Fill the following registration form with your personal details:

STUDENT ID REGISTRATION FORM	
<b>Name</b>	: _____
<b>Date and Place of Birth</b>	: _____
<b>Address</b>	: _____
<b>Phone No.</b>	: _____
<b>Email</b>	: _____
<b>Faculty</b>	: _____
<b>Department</b>	: _____
<b>Malang, 05 June 2010</b>	
_____	
<b>ID.No:</b>	

## EXERCISE 3 SUB-UNIT 1

**Instruction:** Decide on the right form of *be*. No 1 has been done for you

1. Hello, let me introduce myself. I am/is/are Julia.
2. Hi, my name am/is/are Tarisha.
3. I am/is/are ten years old. How old am/is/are you?
4. I have one older brother. He am/is/are twelve years old.
5. My family am/is/are not from Central Java.
6. Where am/is/are you from?
7. They am/is/are my neighbors.
8. What am/is/are his name?

**EXERCISE 4 SUB-UNIT 1**

**Instruction:** Complete the following sentences with the appropriate *be*.



1. Rani went to bed late last night , now she .....sleepy.


2. Everyday Danang goes to school on time, but today he..... late because



he.....sick.



3. There ..... two people in this picture .



4. The ..... are busy.



5. Ana ..... thirsty so she ..... a glass of water.

## EXERCISE 5 SUB-UNIT 1

**Instruction:** Now, go outside and find someone at your school or someone nearby. That person can be a student from different classes, a lecturer, an administrative staff or even a janitor. Try to introduce yourself to that person. Make sure that you include some important details about yourself.

## SUMMARY

Now you are familiar with the expressions used to introduce yourself, such as: ***hi, hello, how do you do, nice to see you, good bye, have a nice day, thank you.***

Then, in introducing yourself, you need to mention some information such as:

1. **Name**, *your complete name and nick name.*
2. **Age**, *how old you are.*
3. **Origin**, *from a city or region where you come from.*
4. **Address**, *a place where you currently live. Sometimes with phone number.*
5. **Phone number**, *either a cell phone or home phone number that you can be contacted on.*
6. **Interest or hobby**, *what you are frequently doing in spare time.*
7. **Family**, *what number you are in your family or how many siblings you have.*
8. **Others**, *some additional information that you need to mention*

## Formative Test 1

Now, you have finished learning about Introducing Yourself, and about the use of *be*. To check your understandings please do the test below.

A. *Situation:* A and B are old friend. They see each other again after they have not seen for four years. Please make a conversation by using the real name. They have an important meeting so they cannot talk for a long time.

A

B

1. greets B, expresses surprise

1. returns greeting

.....  
 .....

.....  
 .....

2. asks about B's family

2. answers questions, asks about A's job

.....  
 .....

.....  
 .....

3. replies to B's question

3. replies to closing, give closing

.....  
 .....

.....  
 .....

B. *Situation:* It is the first meeting in the class. The lecturer asks you to introduce yourself in front of the class. Write your identity in detail. Tell your friend: Your name, your nick name, where you come from, where you live, why you choose this university or this department, and express you feeling.

.....  
 .....

**C. Complete the following sentences.**

- 1) Emily and Tommy (comes; come) to my house every Sunday for having lunch with my family.
- 2) I (meets; meet) my teacher for the first time today.
- 3) My friend (wants; want) me to play a musical instrument.
- 4) My father or my brother (comes; come) with me to watch football.
- 5) Everyone (needs; need) to get acquainted.
- 6) We (does not; do not) know those new students.

- 7) Where (does; do) she come from?
- 8) (Is; are) your friends thin?
- 9) (Is; are) President Barrack Obama handsome?
- 10) We (does not; do not) go to school on Sunday.

## FEEDBACK

Now, check all of your answers based on the answer key provided at the end of this section, count your correct answers, then use the formula given below to measure your level of achievement upon the materials in this sub-unit.

$$\text{Level of Mastery} = \frac{\text{The number of the correct answers}}{\text{Total number of items}} \times 100\%$$

**If your correct answer reaches:**

- 85% or more : Congratulations! You've done a great job. Please go on to the next unit.
- 60%- 79% : You may have worked hard but you need to work on it a little bit harder. It's less satisfactory than it is expected. Try to redo some parts of this unit that you have not really mastered. You are almost there! Don't give up.
- Less than 60% : I'm sorry, it's not enough. You need to do Sub-Unit 1 again. This time, try to do more exercises, consult your lecturers or friends who can help you. You have to believe that you can do it.

## Sub-Unit 2

### INTRODUCING OTHERS

#### Introduction

In your main module, you have learnt about how to introduce someone to others by describing one's personal characteristics. In this supplementary module, you will learn further about introducing someone to others that you have not learnt in your main module yet. When you introduce someone, it is necessary that you are able to describe his/her physical characteristics. In this lesson, you will learn some appropriate expressions and adjectives to describe one's physical characteristics.

### **Learning Outcomes:**

**At the end of this sub unit, you are able to:**

1. use expressions to describe your friend to someone else.
2. describe someone to somebody else by stating and describing about physical appearance.
3. use appropriate verbs in spoken and written sentences.



### **How does s/he look like?**

In your first week at school, you have already made some new friends. However, some of your friends do not know your classmates. You want to introduce one of your classmates to your new friends. Unfortunately, s/he is not around. What should you do? You can describe his/her physical appearance.


If you do not know how to describe someone's physical appearance, you do not need to worry because in this lesson, you will learn about that.



**Situation:**

Rani and Rossa have just known each other for a week. They have some things in common. Although they are in different classes, they are good friend now. Beside Rossa, Rani also has a good friend whom she wants to introduce to Rossa. Below is their conversation.

Rani : Hi Ros, how's everything going today?  
Rossa : Ummmm, not much Ran. What about you? How's school?  
Rani : School is fine, except.....  
Rossa : Except what Ran? Come on, I'm your best friend, if you have any difficulty, please share with me.  
Rani : Ro, you know that I'm not good at math. And today I have math homework and it's due next three days. I need to share with someone who is good at Math but I don't know who.  
Rossa : Ran, this is a simple thing. I have a friend who is very good at Math. He is Dany. Don't you know him?  
Rani : Mmmmm, I'm not sure if I know him. How does he look like?  
Rossa : He has **curly hair**, very curly. He is not **tall**, but not too **short**, about 165 cm height. He has **fair skin**. He also has **a pointed nose**.  
Rani : Does he have **small pimple** on his right cheek?  
Rossa : Yes, that's right. He is very **nice and friendly**. Above all, he is very **clever**, especially at Math.  
Rani : I think I know him, but honestly, we haven't known each other well. So I don't feel convenient if I ask some help from him.  
Rossa : don't worry, I will introduce you both, so he can help you with your Math assignment.  
Rani : Oh Rossa, I do appreciate it. Thank you so much.  
Rossa : No worries Ran. That's what friends are for.



### Useful Expressions

- How does he look like?
- How is she like?

### Words Study

In introducing someone to someone else, you can describe their physical appearance or their personal characteristics. Usually you use adjectives to describe either physical appearance or their personal characteristics. In your main module you have learnt some adjectives to describe personal characteristics. In this supplementary module, you will learn some adjectives to describe one's physical characteristics.

<b>Height</b>	short, petite, average height, tall, above average
<b>Build</b>	fat, overweight, slim, thin, skinny, plum, stocky, well-built
<b>Hair (length)</b>	long, short, medium, length, shoulder length
<b>Hair (color)</b>	black, fair, dark, red, gray, going grey, light/dark brown, white, blond
<b>Hair (shape)</b>	curly, spiky, straight, wavy, bald, receding hairline, a ponytail
<b>Face</b>	square, round, plain, wide
<b>Complexion</b>	light, white, fair, tanned, spotty, pale, olive-skinned
<b>Eyes (color)</b>	green, blue, brown, black
<b>Eyes (shape)</b>	round, almond, narrow, close-set
<b>Eyebrows</b>	bushy, thick, thin

<b>Nose</b>	broad, flat, sharp / pointed, button, fake



Janice has **long wavy blonde** hair.  
She has rather **flat** nose, but she is pretty.



Ms. Omaba has **curly black** hair.  
She also has **dark** skin.



Mr. Chen is **bald**. He has **round** face.  
He has **freckles**.



This man is **overweight**.  
He has **wide** face. His hair is  
**black** and **short**.

## Language Focus

### Subject and Verb Agreement

The subject and verb must agree in number: both must be singular, or both must be plural. Problems occur in the present tense because one must add an **-s** or **-es** at the end of the verb when the subjects or the entity performing the action is a singular third person: **he**, **she**, **it**, or words for which these pronouns could substitute.

Notice the difference between singular and plural forms in the following examples:

**Singular:**

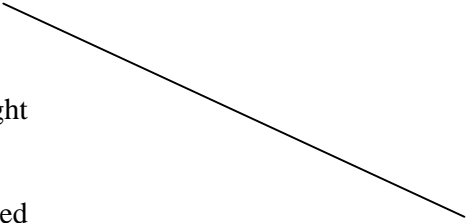
<b>Affirmative</b>	<b>Negative</b>	<b>Interrogative</b>
He likes Math	He does not like Math	Does he like Math?
She studies English	She does not study English	Does she study English?
Einstein has a pointed nose	Einstein does not have a pointed nose	Does Einstein have a pointed nose?
My best friend looks more mature	My best friend does not look more mature	Does my best friend look more mature?

**Plural:**

<b>Affirmative</b>	<b>Negative</b>	<b>Interrogative</b>
I like playing games	I do not like playing games	Do I like playing games?
They like Math	They do not like Math	Do they like Math?
We study English	We do not study English	Do we study English?
You have pointed nose	You do not have pointed nose	Do you have pointed nose?
My classmates look more mature	My classmates do not look more mature	Do my classmates look more mature?

**Exercise 1 Sub Unit 2**

**Instruction:** Match the list of adjectives on the left side with their antonyms on the right side. No 1 has been done for you.

- |             |          |
|-------------|----------|
| 1. long     | a. curly |
| 2. slim     | b. tall  |
| 3. straight | c. light |
| 4. dark     | d. flat  |
| 5. pointed  | e. short |
- 

6. short

f. fat


### Exercise 2 Sub Unit 2

**Instruction:** Write down the missing sentence to complete the table below.

	<b>Affirmative</b>	<b>Negative</b>	<b>Interrogative</b>
I	I play with my dolls.		
You		You do not go to school on Sunday.	
He			Does he have pimple on his right cheek?
She		She does not have blonde wavy hair.	
It	It rains everyday		
We			Do we have English lesson today?
My best friend	My best friend visits my house.		

### Exercise 3 Sub Unit 2

**Instruction:** Describe the physical characteristics of the boy and the girl in the picture below.



The boy has dark skinned and curly brown hair.....

.....

The girl in the middle is rather fat but beautiful. She has bright skin.....

.....

The other girl is thinner than the girl in the middle. She has long black hair. She has slighted eyes. ....



The girl is very  
She has blonde

good at dancing. She is beautiful.  
wavy hair.

.....

.....

The boy is very cute. He is good at dancing. He has.....

.....

#### Exercise 4 Sub Unit 2

**After learning about how to introduce your friend to someone else by stating his/her physical characteristics, try to complete the conversation below about your best friend physical characteristics.**

You : Mom, guess, whom did I meet at the market today?

Your mom : I don't know, the vegetable sellers, maybe.

You : No Mom, I meet .....(your best friend's name).

Your mom : Oh, really? S/he was your best friend when you were in Junior high school, wasn't s/he?

You : Yes Mom. S/he looks different now.

Your mom : How does s/he look like now?

You : S/he looks more mature now. Her/his hair is different now.  
S/he.....



### Useful Expressions



Sherina is beautiful. Sherina is a beautiful girl. She has long straight black hair. Her nose is pointed and her lips are red. She looks more beautiful when she smiles.



My father is handsome. He is a handsome man. He has wavy black hair.  
His eyes are black and his nose is pointed. He has moustache.

### SUMMARY

Now you are familiar with the expressions used to describe one's physical characteristics, such as: *pointed nose, flat nose, curly hair, wavy hair, straight hair, long and short hair, etc.*

### FORMATIVE TEST 2

Now, you have finished learning about Introducing Others by Describing Someone's Physical Appearance, and Subject-Verb Agreement. To check your understandings please do the test below.

A. *Situation:* Your mother is going to visit you next Wednesday, your busiest day at campus. You ask your friend to pick her up at the train station. It is the first time your friend meets her. Describe you mother's physical appearance to your friend clearly.

.....  
.....  
.....  
.....  
.....



B. Describe the following persons.



1. Do you know this singer? He is famous with his song entitled “Bukan Cinta Biasa”. His name is Afgan Syahreza. Write the physical characteristics of Afgan.



2. Gita Gutawa is a young beautiful singer. She is the daughter of famous Indonesian music composer, Erwin Gutawa. Describe her physical appearance.



3. Justin Bieber is also famous among teenagers in the world. Can you describe his physical appearance?



4. Ibu Kartini is a famous heroine. He is famous for struggling for women emancipation. Could you describe her physical appearance based on the picture?

## FEEDBACK

Now, check all of your answers based on the answer key provided at the end of this section, count your correct answers, then use the formula given below to measure your level of achievement upon the materials in this sub-unit.

$$\text{Level of Mastery} = \frac{\text{The number of the correct answers}}{\text{Total number of items}} \times 100\%$$

**If your correct answer reaches:**

- 85% or more : Congratulations! You've done a great job. Please go on to the next unit.
- 60%- 79% : You may have worked hard but you need to work on it a little bit harder. It's less satisfactory than it is expected. Try to redo some parts of this unit that you have not really mastered. You are almost there! Don't give up.
- Less than 60% : I'm sorry, it's not enough. You need to do Sub-Unit 2 again. This time, try to do more exercises, consult your lecturers or friends who can help you. You have to believe that you can do it.

## **Answer Key of Formative Test**

### **Formative Test 1**

- A. 1. Hi, Boy, I haven't seen you long time                      1. Hi, I'm so glad to meet you again.
2. How is your family?    2. Well, all of us are fine, and how is your job? I heard that you are a teacher.
3. That's right, I'm a teacher. Sorry, I have to                      3. Ok, it does not matter, see you.  
work now.

B. I'm Awang Wimbo Santosa. You can call me Awang. I come from Bima, Nusa Tenggara Barat. Now I live on Jl. Tlogo Mas no. 09 Malang. I chose this department because I want to be a teacher. I'm happy to study here.

- C. 1. come  
2. meet  
3. wants  
4. comes  
5. needs  
6. do not  
7. does  
8. is  
9. is  
10. do not

### **Formative Test 2**

A.

Let me tell you about my mother. She is about 50 years old. She is tall and skinny with white skin. Her nose is pointed and her lips are red. She wears veil and likes to put a butterfly brooch on it.

B.

1. Afgan Syahreza is a handsome singer. He wears glasses. He has wavy black hair. His eyes are black and his nose is pointed. He is friendly with a sweet smile that show his dimples.
2. Gita Gutawa is beautiful singer. She has long straight black hair. Her nose is pointed and her lips are red. She looks more beautiful when she smiles.
3. Justin Bieber is handsome boy. He has brown straight hair. He has oval face with pointed nose.
4. Ibu Kartini is beautiful woman with Javanese look. She has oval face with thick eyebrows. Her hair is always folded as “konde”.

This document was created with Win2PDF available at <http://www.win2pdf.com>.  
The unregistered version of Win2PDF is for evaluation or non-commercial use only.  
This page will not be added after purchasing Win2PDF.